









**181-182: Skinner Butte Park**

-  (City of Eugene) Eugene Parks and Open Space Division
-  This park has significant river frontage. The access point is on the upriver end of the property, closer to the Campbell Senior Center.
- 

**182-184: Alton Baker Park**

-  (City of Eugene)
-  This large park is managed by the Eugene Parks and Open Space Division. The park has multiple amenities and is popular because of its proximity to the river, downtown Eugene, bike paths, and walking trails. There is a main parking lot and a small canoe/kayak launch site on the upriver end of the property, constructed in 2004. You can also use the lower end for river access. An old millrace in the park offers an opportunity to paddle upstream toward the Willamette within the park boundary.
- 
- 